


Bienvenue



Université  
*de* Poitiers

SURIEE



# Sommaire

## Your semester

Before Leaving

How to reach Poitiers?

When you arrive



# BEFORE LEAVING

## List of documents needed for your administrative procedures:

or Erasmus students and European Union nationals, you must provide:

- the student card of the university of origin;
- the certificate of the university giving the authorization to come and study in Poitiers;
- proof of social security coverage (EHIC card:European HealthInsurance Card for European Union nationals).

Vaccination certificate (health booklet);


identity card or passport;

All documents requested bythe student hall of residence or by yourprivate landlord for the joint guarantee.



# BEFORE LEAVING

**HOUSING** : Students enrolled in an exchange program (including Erasmus+)  
Assistance to students in finding accommodation in Poitiers (limited number of rooms!)



- Fill the form : not available anymore/contact your faculty coordinator
- Arrival from 26/08
- Organize your arrival with the residence



# BEFORE LEAVING



Alternative offers : To find private accommodation, offers are available on the following website:

<https://erasmusplay.com/>

[Lokaviz : https://www.lokaviz.fr/](https://www.lokaviz.fr/)

<https://www.estudines.com/logement-etudiant-poitiers/residence-lamartine>

<https://www.studapart.com/fr/logement-etudiant-poitiers>


<https://www.odalys-campus.com/residences/une-residence-etudiante-a-poitiers-odalys-campus-beaulieu/>





# BEFORE LEAVING

Should a financial guarantor be required for housing, apply for the free VISALE guarantee (until 30 years old)  
alternative solutions : Garantmee, Cautioneo





# BEFORE LEAVING

## APPLY FOR A VISA

Status	Visa application (VLS)	Procedure
EU students-citizens	no	
Students residing in the EU but not EU citizens	yes	Student VISA to be requested from the french consulate in the country of origin
Student from outside the EU-EEF programme	Yes	Automatic application during the registration procedure <a href="https://campusfrance.org">campusfrance.org</a>
Student from outside the EU-NON EEF programme	Yes	After receiving the pre- registration certificate: Student visa to be requested from the French Consulate in the country of origin or online.



# BEFORE LEAVING

This VISA

- is conditional on sufficient resources (amount equivalent to 615 € per month or 6,150 € for an academic year);
- allows the student to enter legally;
- Must be validated **within 3 months** of arrival in France (online)





# HOW TO REACH POITIERS ?

## From the airport:

Roissy-Charles-de-Gaulle: take the TGV Atlantique which connects the airport directly to Poitiers station in 2.30 to 3hrs.


Orly: take shuttle bus from Orly to Montparnasse train station and then the TGV which connects directly to Poitiers city centre in 1.5 hrs.

Bordeaux Mérignac airport: take a direct shuttle from the airport to Saint-Jean trainstation and then the TGV which connects Bordeaux directly to Poitiers in 1.5 hrs.

Schedules are available on the SNCF website: [sncf-connect.com](https://www.sncf-connect.com)

## Bus in Poitiers : Vitalis

At you arrival in the train station, meet the SURIEE for general information and guidance. If you need help with your application, you can ask for an individual appointment at [accueil.international@univ-poitiers.fr](mailto:accueil.international@univ-poitiers.fr)





# UPON ARRIVAL

For students living in university residence halls :

Report to the residence hall reception desk, preferably early in the day, to complete the check-in formalities **from Monday to Friday from 9 am to 5 pm; from August the 26th**

For students with a private landlord:

Make an appointment with your landlord before your arrival in France to organize your move in;

Buy a bus card (optional) : <https://www.vitalis-poitiers.fr/>

Meet the welcome team (help, infos..) : ask for an appointment at : [accueil.international@univ-poitiers.fr](mailto:accueil.international@univ-poitiers.fr)

Meet your faculty coordinator : <https://www.univ-poitiers.fr/en/international-students-scholars/international-relations-contact-at-faculty-school-or-institute/>

International Welcome Desk : one-stop shop for information and assistance (in september - more infos in the july)





# UPON ARRIVAL

**First entry into France for non europeans :**

Validation of Long Stay Visa Validating a Residence Permit (VLS-TS) is done onlin; Log in to the website: [administration-etrangers-en-france.interieur.gouv.fr](http://administration-etrangers-en-france.interieur.gouv.fr)

Fill in the information on your visa: visa number, start and end dates of validity, date of issue, reason for stay; Enter additional information: family situation, telephone number, e-mail address;

Indicate your date of arrival and your address in France; Pay tourist tax;

Download the validation confirmation of your VLS-TS. (also available on your personal space); Your login and password to access your personal space. The validation confirmation of your VLS-TS will be available there;

We can help you : take an appointment at [accueil.international@univ-poitiers.fr](mailto:accueil.international@univ-poitiers.fr)





# UPON ARRIVAL

Purchase Health insurance : Purchase health insurance

## **Students from the European Union**

No French social security required (except in special cases).

Need to have the EHIC (European Health Insurance Card).

Recommendation: take out complementary health insurance in France or in your country of origin.

Two parts:

- a basic coverage that provides 70% reimbursement of medical costs,
- a complementary coverage, called mutual insurance, which completes the basic reimbursements up to 25%, sometimes 30% in case of illness or hospitalization.

## **Students from outside the European Union**

Non-European students must register for the social security system or universal health coverage : <https://etudiant-etranger.ameli.fr/#/>



**UNIVERSITÉ**  
**DE**



**POITIERS**

**STUDENT LIFE**



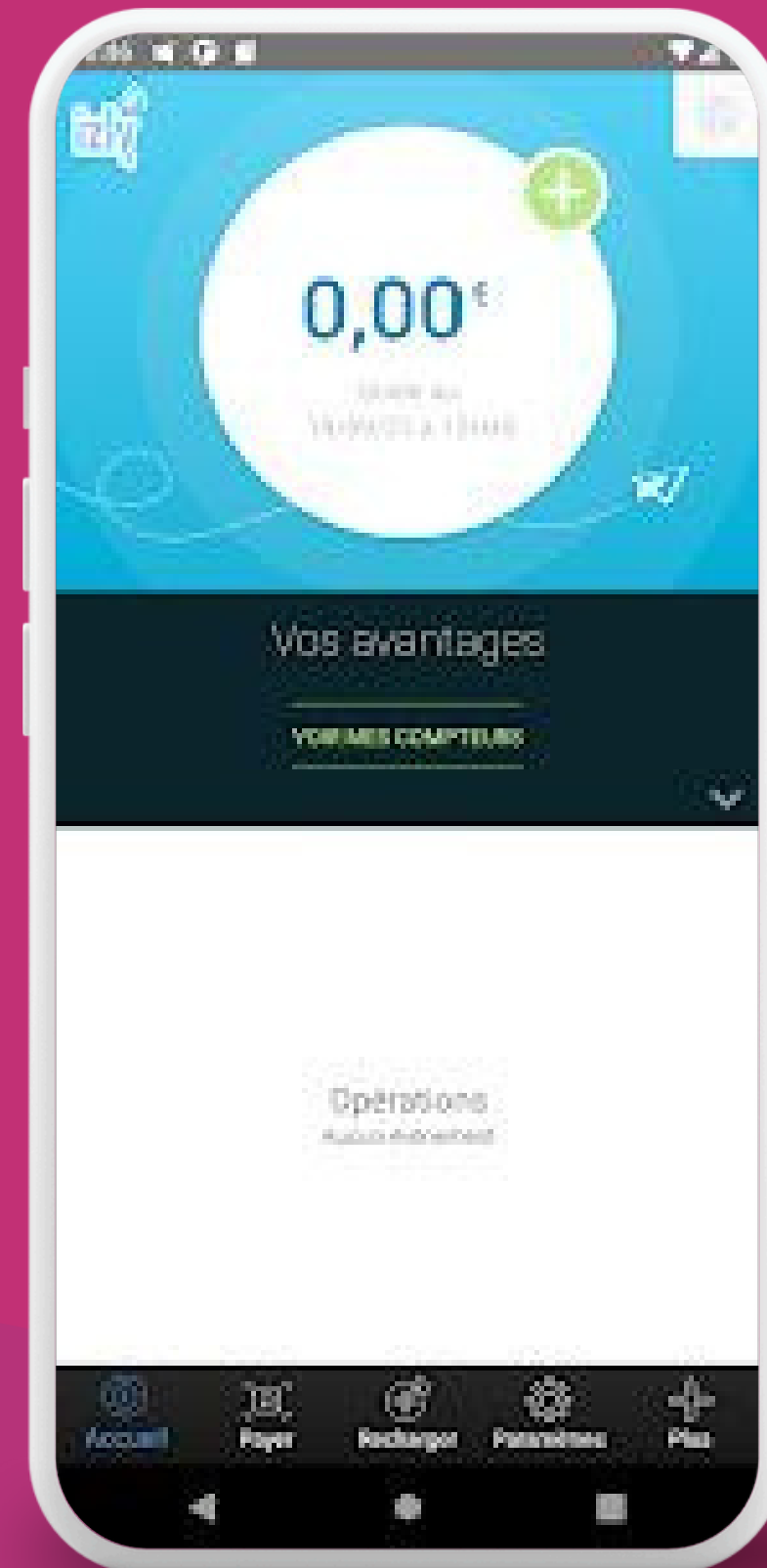
# les Crous **LES CROUS**

- Restaurants
- Cafétéria/snacks
- Hébergement



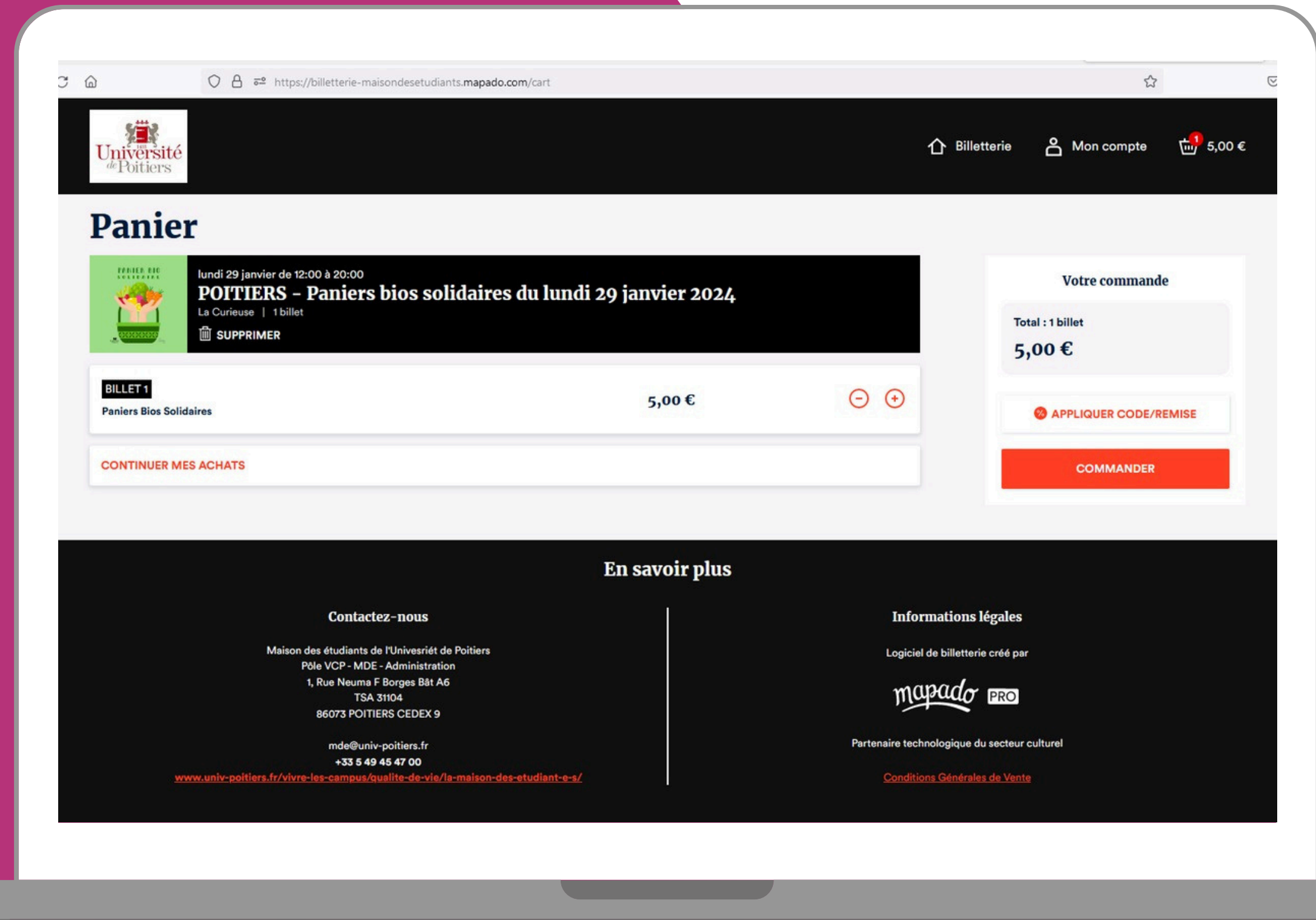
les Crous **IZLY**

- Restaurants
- Cafétéria/snacks
- Distributeurs





# LE PANIER BIO





# LE SERVICE DE SANTÉ ÉTUDIANT (SSE)

Ouvert du lundi au vendredi de 8h30 à  
17h30 sans interruption

- Consultations médicales
- Conseils en santé sexuelle
- Vaccinations Conseils en
- santé mentale Examens de
- santé préventifs Soins de
- routine Services de
- dépistage Soins infirmiers
- Éducation à la santé
- Services de counseling
- 





# LA MAISON DES ETUDIANTS



## Lieu de partage

Evenements culturels, activités sociales, lieux de partage...




## Espace coworking

Bâtiment A6



# CARTE CULTURE ET CARTE JEUNE



Carte Culture – Poitiers

Gratuite



Carte jeune européenne

10€

# DES ÉVÉNEMENTS À VENIR !

**Mois d'accueil + accueil  
international - village étudiant**

10 septembre dès 16H, sur le campus

**Info job étudiant**

17 septembre à la MDE



**Nuit des étudiant.e.s du  
monde (NEM)**

1er octobre 2024

Hôtel de Ville de Poitiers

**Guichets uniques :** CPAM, CAF,  
Préfecture, CROUS, impôts



# USEFULL LINKS



- Ask for a room as an exchange student : <https://survey.appli.univ-poitiers.fr/43376?lang=fr>
- Ask fo a room as an individual student (from july the 7th) :  
<https://trouverunlogement.lescrous.fr/>
- Train : <https://www.sncf-connect.com/>
- Bus : <https://www.vitalis-poitiers.fr/>
- University website : <https://www.univ-poitiers.fr/en/>
- Contacts in faculties : <https://www.univ-poitiers.fr/en/international-students-scholars/international-relations-contact-at-faculty-school-or-institute/>
- Welcome guide for international students : <https://www.univ-poitiers.fr/souvrir-a-linternational/venir-a-luniversite-de-poitiers/welcome-guide/>
- Discover Poitiers : <https://visitpoitiers.fr/>

**MERCI !**  
**ET BON SEMESTRE !**

If you have a question, please contact  
[accueil.international@univ-poitiers.fr](mailto:accueil.international@univ-poitiers.fr)